

Subscribe to Notud

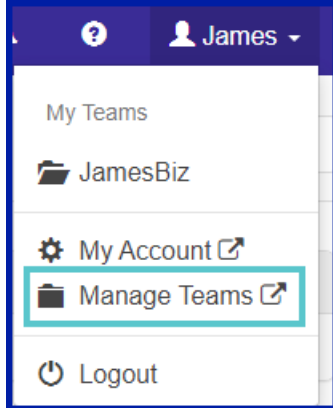
Once you've upgraded to Notud, you'll have 14days to subscribe



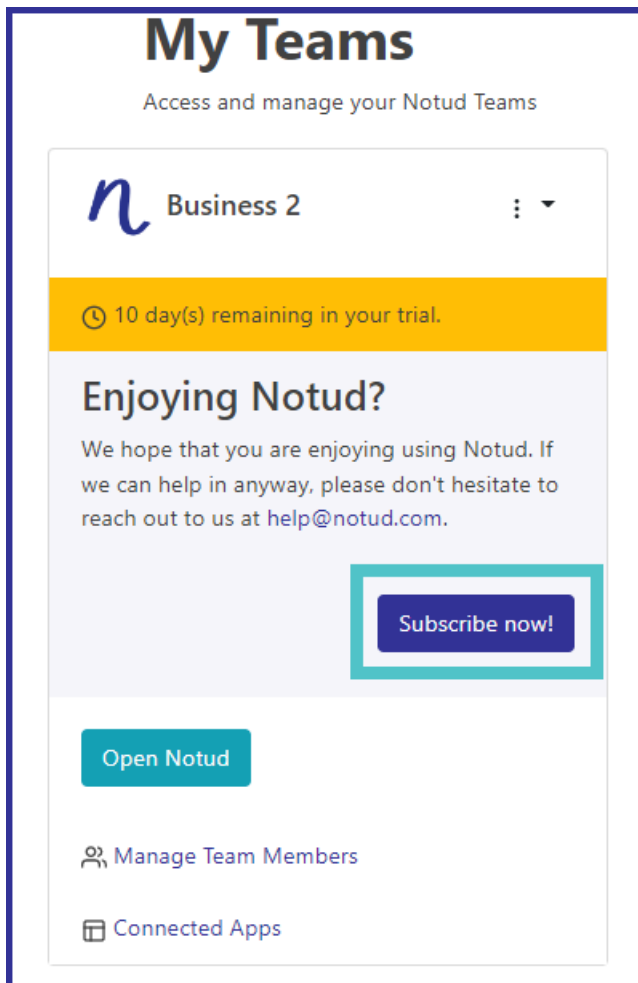
Written by eNoteFile Team
Updated over a week ago

You can create a subscription through the teams page.


Go to [Manage Teams](#).



Click on **Subscribe now!** to manage your details.



Enter your details and click next



Add your billing address

Standard User **\$0.00** >
You will be charged after the 14-day trial.



First Name Billy	Last Name Bloggs
Email (Optional) billy@outlook.com	
Phone (Optional) +1 ▾	
Address Line1 441A Moorabool Street	
Address Line2 (Optional)	
City South Geelong	Zip (Optional) 3220
State Victoria	Country Australia ▾

Next

Click on **standard user** to enter a coupon **ENOTEFILENOTUD50OFF** to get 50% off for the lifetime of your subscription.


Add your payment details

Standard User (Incl tax) **\$10.00** >
You will be charged after the 14-day trial.

Card Number	
Expiry	CVV 

Next

Finally, enter your **card details** and click next and **Subscribe**